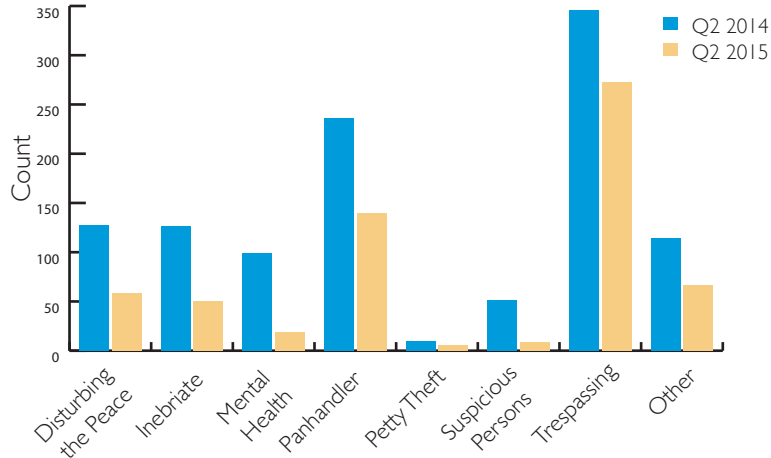


I.0. Downtown District at a Glance

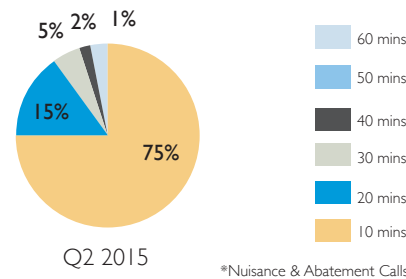
	Nuisance & Abatement Calls for Service	Time Spent on Calls for Service*	Directions & Assistance Contacts Made	Graffiti Removal	Downtown Debris Removal (in gallons)	Old Sac Debris Removal (in gallons)
Q2 2014	1,109	296 hrs.	17,726	847	29,563	N/A
Q2 2015	621	151 hrs.	15,929	554	39,138	87,850
Change in %	-44%	-49%	-10%	-35%	33%	N/A

\*Nuisance & Abatement Calls.

I.1 Nuisance & Abatement Calls for Service

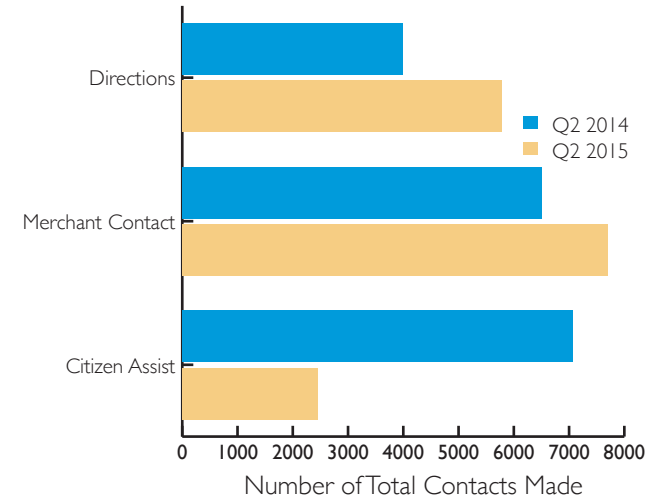


I.2 Length of Time on Call\*

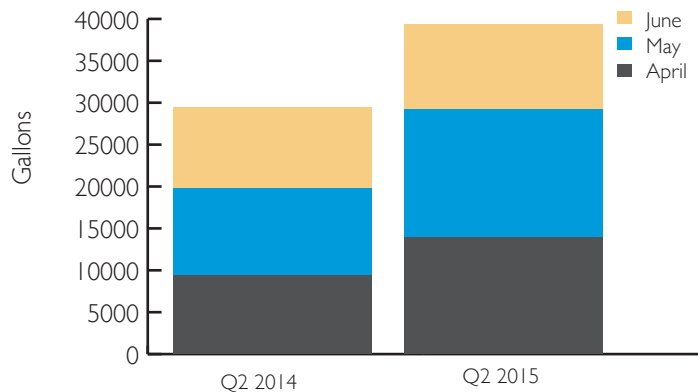


\*Nuisance & Abatement Calls

I.3 Directions & Assistance



I.4 District-wide Litter Removal



\*Includes leaves, litter and debris. Does not include Old Sacramento.

I.5 Graffiti Removal

